

# S.F. FRANCIS

of the Lakes Catholic School

Annual State  
of the School  
*A Year in  
Review*

SPRING 2023

1



## Our Mission

*St. Francis of the Lakes Catholic School, in cooperation with and in support of the family, is committed to challenging students to grow spiritually, academically and socially within a Catholic environment.*

2



## History

---

St. Francis Catholic Grade School was opened in 1909 in a two-story, eight classroom building.

In 1952 a new facility including a gymnasium were built.

A major renovation and expansion project was completed in 2010 adding a computer lab, library, and Chapel as well as office space.

In summer of 2020, a new playground was built.

During the 21-22 school year apple trees and raised garden beds were added to the grounds.

3

2022-2023

## Teachers & Staff

4

## Administration

---



Fr. Michael Garry  
Superintendent



Jennifer Nagel  
Principal




Carla Coonan  
Development Director

5

## Support Staff

---



Fr. Scott Padrnos  
Associate Pastor



Becky Thuringer  
Secretary



Amy Kalthoff  
Marketing

6

## Pre-School Program

---



Chelsie Meyer  
Prekindergarten Teacher



Rosalie Wolff  
Prekindergarten Assistant



Linda Kovatovich "Nan"  
Preschool Teacher



Jenny O'Reilly  
Preschool Assistant

7

## Teaching Staff – Elementary

---



Krisandra Mielke  
Kindergarten



Carrie Allord  
Kindergarten



Liz Scofield  
1<sup>st</sup> grade Teacher



Cassara Tideman  
1<sup>st</sup> grade Teacher

8

## Teaching Staff - Elementary

---



Mara Williams  
2<sup>nd</sup> grade



Desiree Hopkins  
3<sup>rd</sup> grade



Michelle Johnson  
4<sup>th</sup> grade

9

## Teaching Staff – Middle School, 5<sup>th</sup>-8<sup>th</sup> grade

---



Joan Adkins  
Language Arts, Spanish,  
Religion



Nate Binsfeld  
Social Studies, Current Events,  
Religion



Marguerite Tadych  
Math, Religion



Alicia Green  
Math, Technology

10

## PS-8<sup>th</sup> grade Specialty Teachers

---



Sarah Steinke  
Physical Education



Sue Jewell  
Music, Choir



Mary Lossow  
Art, Library, Library



Jessica Peterson  
4-8<sup>th</sup> grade Band

11

## School Aides

---



Matt Bahl



Crisi Esser



Taylor Loney



Beth Schmitz

12

## Kaleidoscope Club

---



Jodi Dumbeck  
Kaleidoscope Supervisor



Taylor Loney  
KC Aide

Hannah Junkert  
KC Aide

13

## Maintenance Support Staff

---



Mark Euteneuer  
Lead Maintenance



Nicole DeJaeghere  
Maintenance Custodian



Ken Yaunick  
Maintenance Custodian


14

## Student Services Support Staff

---



Marge Hillman  
Kitchen Manager, Cook



Cheri Hannahs  
School Nurse



Melissa Hartwig  
Title 1

15

# School Board

---

2022-2023

16



## School Board

Our School Advisory Boards exist to advise in areas of finance, facilities, strategic planning, marketing and development. They develop policies, procedures and regulations for the operation of the school. They also help with the communication with and between the school, families, and the community.

| Chair      | Jason Melin                           |
|------------|---------------------------------------|
| Vice Chair | Mark Severson                         |
| Secretary  | Jen Birkeland                         |
| Member     | Emily Caughey                         |
| Member     | Andrew Ranweiler                      |
| Member     | Molly Ronnevik                        |
| Member     | Jenny Reyes                           |
| Member     | Jeff Torfin                           |
| Ex-officio | Fr. Michael Garry, Superintendent     |
| Ex-officio | Jennifer Nagel, Principal             |
| Ex-officio | Carla Coonan, Director of Advancement |
| Ex-officio | Fr. Gabriel Waweru, St Andrew Pastor  |

17

# Marketing & Development

2022-2023

18



## Advancement

---

**Carla Coonan, Director of Advancement & Admissions**

Fundraisers:

- ❖ St. Francis Golf Classic
- ❖ Marathon for Nonpublic Education
- ❖ Give to the Max Day
- ❖ Catholic United Financial Raffle
- ❖ Lenten Fish Fries
- ❖ Spring Gala
- ❖ Fund a Need
- ❖ Fundraising for Washington D.C. 8<sup>th</sup> grade trip

19



## Marketing

---

**Amy Kalthoff, Marketing Coordinator**

Website, Facebook, radio-awareness & advertisements:

- ❖ Fundraisers
- ❖ Concerts/Performances
- ❖ School events
- ❖ Admissions
- ❖ Registration
- ❖ Job posting

20



## Parent Teacher Organization (PTO)

**Jenny Reyes, President**

PTO Sponsored Events:

- ❖ Donut Days
- ❖ Coffee Mornings
- ❖ Teacher Conference Meals
- ❖ Family Fun Nights
- ❖ Year End Student Celebrations
- ❖ End of the Year Picnic

21

## Ways to Help St. Francis School



### Amazon Smile

Amazon donates 0.5% of the price of your eligible AmazonSmile purchases to St. Francis School by shopping at [smile.amazon.com](https://smile.amazon.com).



### Box Tops

Box Tops is changing to fit today's families. The new mobile app scans your store receipt, finds participating products and instantly adds Box Tops to your school's earnings.



### School Spirit Store

Support St. Francis by purchasing and showing off our Spirit Gear! Purchase online or in the school office. (COVID restrictions apply.)



### Used Ink Cartridges

Our recycling group pays St. Francis School cash for empty inkjet and laser printer cartridges. Just drop your cartridges off in our office!



### Aluminum Cans

Drop your empty cans in our recycling trailers located in our school parking lot and in the St. Andrew's parking lot.

***Monetary donations are accepted by cash or check in the school office or by credit card online!***

22



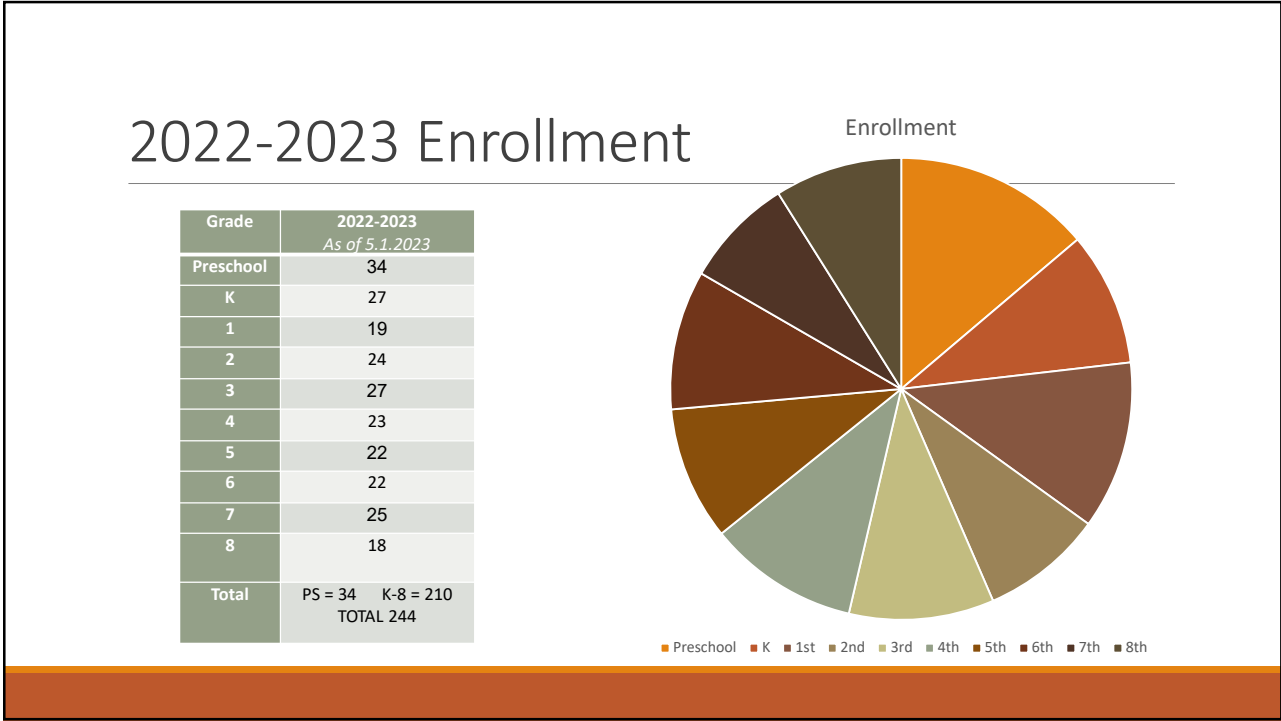
23

# Enrollment


2022-2023  
PRESCHOOL-8TH  
GRADE

---

24



25



## Student Body Demographics

- ❖ 87% Catholic Students
- ❖ 7% ethnic minority
- ❖ 20% Qualify for Educational Benefits (Free & Reduced Lunch)
- ❖ Student reside in Brainerd/Baxter as well as Aitkin, Breezy Point, Crosby, Crosslake, Cushing, Deerwood, Fort Ripley, Merrifield, Nisswa, Pequot Lakes, Pillager and Pine River.

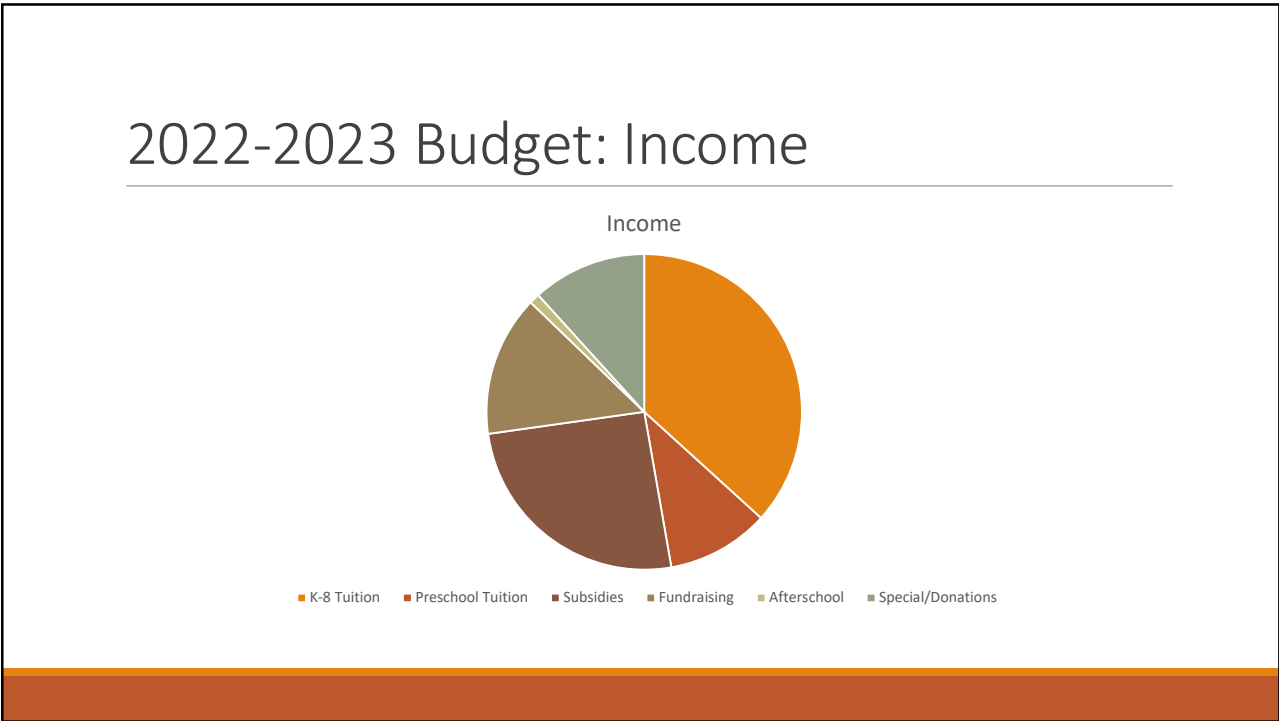
26

# School Financials

---

2022-2023

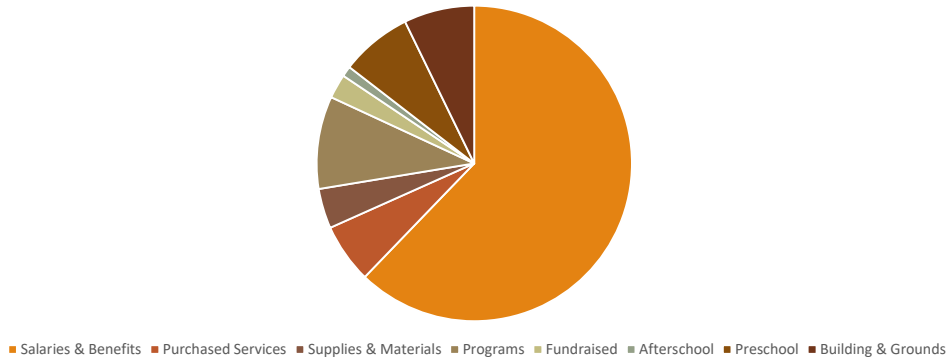
27



28

# 2022-2023 Budget: Expenses

Expenses



29

# Tuition

## Preschool (ages 3-5 years):

- MWF - \$2,950
- T/Th - \$2,050
- 5 day - \$5,000

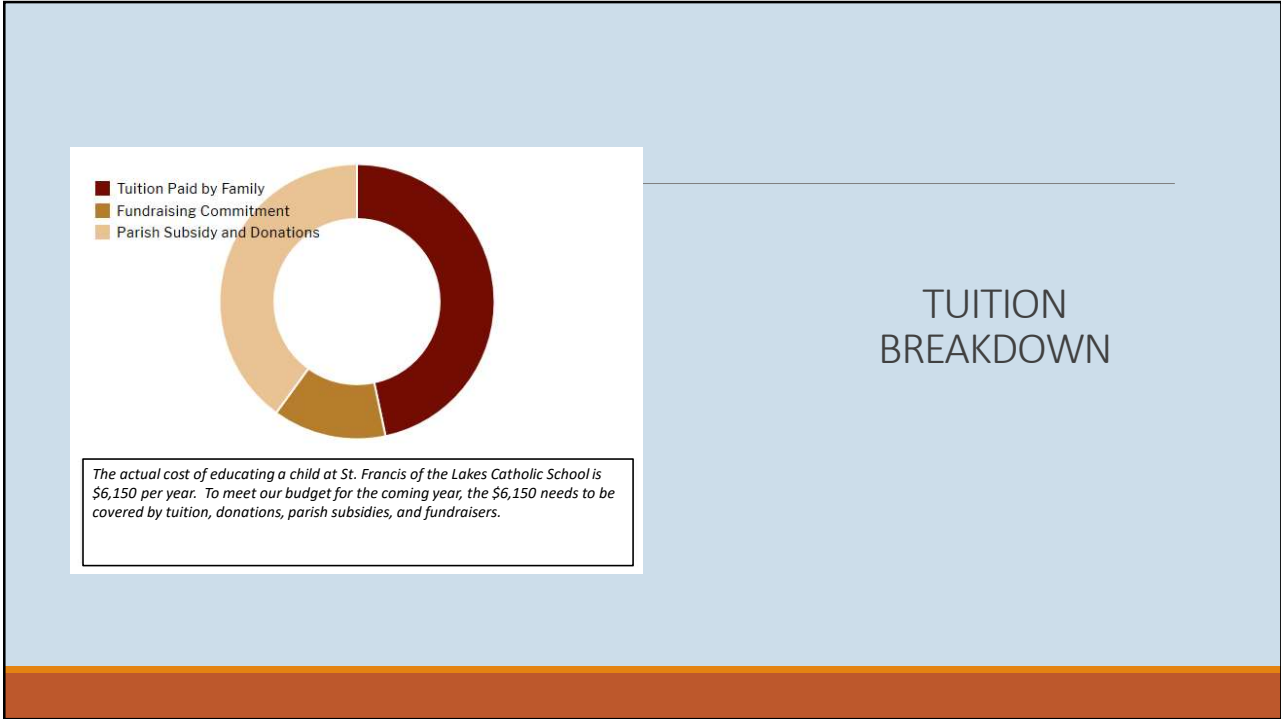
## Kindergarten – 8<sup>th</sup> grade:

- Supporting Parish Family \$2,950\*
- Non-supporting Parish Family \$3,500\*

▪ *\*Each family makes a fundraising commitment of \$800 to help us meet the financial needs of the school.*

▪ *Actual cost of educating student in our school is \$6,150*

30



31

**Tuition Assistance**

Within the Duluth Diocese, St. Francis Catholic School provides one of the highest amount in tuition assistance annually. The yearly amount is in a range of \$75,000 - \$100,000. On average 45 students and 20 families receive tuition support. The objective is to not turn away a student and family for inability to afford tuition.

**St. Francis awarded over \$80,000 in tuition assistance this year.**

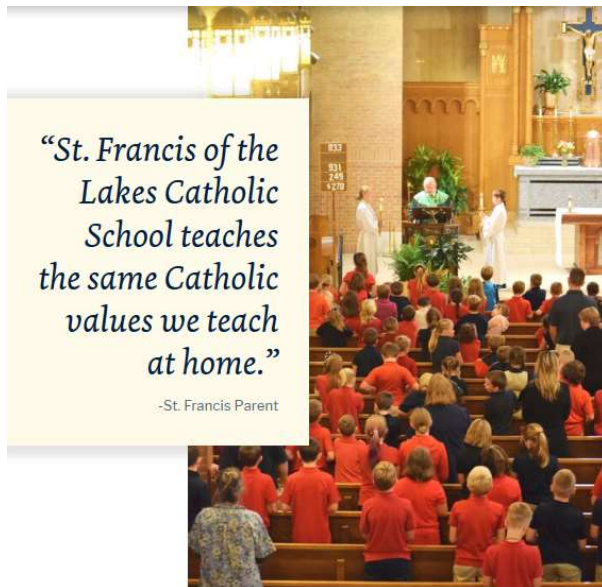
32



# Fundraising

St. Francis of the Lakes Catholic School holds fundraisers throughout the school year and is an important piece to our overall finances and operating budget. This year we met or exceeded all of the fundraising goals!

33



34

# Academics

---

2022-2023

35

## MN Standards & Diocese of Duluth Outcomes

---

State education chiefs and governors develop standards for kindergarten through 12th grade in all subject areas. All schools are expected to maintain the standards which are designed to ensure that students graduating from high school are prepared to take credit bearing introductory courses in two- or four-year college programs or enter the workforce.

The Diocese of Duluth along with NCEA (National Catholic Education Association) also implement religion standards (outcomes) for our Catholic schools to be followed.

Each year a team of our teachers and principals will review our standards and modify to meet the needs of the students, schools along with state and national standards.

36

Diocese of Duluth outcomes can be found:

[www.dioceseduluth.org](http://www.dioceseduluth.org)

<https://education.mn.gov/MDE/dse/stds/>

<https://stfranciscatholicschool.org/>

Where can I find  
standards for our  
Catholic schools?

37

## MAP Growth Northwest Education Association (NWEA)

By using NWEA MAP tests, St. Francis of the Lakes Catholic School can gain insight into the growth of *all* students, both low and high achievers. What makes it possible is the ongoing formative and summative assessment with students. The NWEA MAP assessment is a formative assessment based on norms study, which is representative of schools across the nation. NWEA norms enable you to compare student achievement in a single term (a "status norm"), as well as across terms (a "growth norm"):

### **We use growth norms to:**

- ❖ project the amount of growth that is typical for similar students
- ❖ set appropriate growth targets, based on the projection
- ❖ evaluate the observed growth in a subsequent term
- ❖ analyze and plan instruction

38

| 2020 Reading Student Achievement Norms |        |       |        |       |        |       |
|--|--------|-------|--------|-------|--------|-------|
| Grade                                  | Fall   |       | Winter |       | Spring |       |
|  | Mean   | SD    | Mean   | SD    | Mean   | SD    |
| K                                      | 136.65 | 12.22 | 146.28 | 11.78 | 153.09 | 12.06 |
| 1                                      | 155.93 | 12.66 | 165.85 | 13.21 | 171.40 | 14.19 |
| 2                                      | 172.35 | 15.19 | 181.20 | 15.05 | 185.57 | 15.49 |
| 3                                      | 186.62 | 16.65 | 193.90 | 16.14 | 197.12 | 16.27 |
| 4                                      | 196.67 | 16.78 | 202.50 | 16.25 | 204.83 | 16.31 |
| 5                                      | 204.48 | 16.38 | 209.12 | 15.88 | 210.98 | 15.97 |
| 6                                      | 210.17 | 16.46 | 213.81 | 15.98 | 215.36 | 16.03 |
| 7                                      | 214.20 | 16.51 | 217.09 | 16.21 | 218.36 | 16.38 |
| 8                                      | 218.01 | 17.04 | 220.52 | 16.69 | 221.66 | 16.87 |
| 9                                      | 218.90 | 19.02 | 220.52 | 18.73 | 221.40 | 19.03 |
| 10                                     | 221.47 | 17.92 | 222.91 | 17.81 | 223.51 | 18.20 |
| 11                                     | 223.53 | 17.73 | 224.64 | 17.80 | 224.71 | 18.50 |
| 12                                     | 223.80 | 19.32 | 223.85 | 21.21 | 224.33 | 23.08 |

| 2020 Mathematics Student Achievement Norms |        |       |        |       |        |       |
|--|--------|-------|--------|-------|--------|-------|
| Grade                                      | Fall   |       | Winter |       | Spring |       |
|  | Mean   | SD    | Mean   | SD    | Mean   | SD    |
| K  | 139.56 | 12.45 | 150.13 | 11.94 | 157.11 | 12.03 |
| 1  | 160.05 | 12.43 | 170.38 | 12.59 | 176.40 | 13.18 |
| 2  | 175.04 | 12.98 | 184.07 | 13.01 | 189.42 | 13.44 |
| 3  | 188.48 | 13.45 | 196.23 | 13.64 | 201.08 | 14.11 |
| 4  | 199.55 | 14.40 | 206.05 | 14.90 | 210.51 | 15.56 |
| 5  | 209.13 | 15.19 | 214.70 | 15.88 | 218.75 | 16.70 |
| 6  | 214.75 | 16.12 | 219.56 | 16.74 | 222.88 | 17.47 |
| 7  | 220.21 | 17.41 | 224.04 | 17.96 | 226.73 | 18.60 |
| 8  | 224.92 | 18.94 | 228.12 | 19.33 | 230.30 | 19.95 |
| 9  | 226.43 | 19.83 | 228.67 | 20.06 | 230.03 | 20.63 |
| 10   | 229.07 | 20.23 | 231.21 | 20.61 | 232.42 | 21.25 |
| 11   | 231.72 | 20.61 | 233.49 | 20.91 | 234.25 | 21.65 |
| 12   | 233.02 | 21.60 | 233.31 | 23.07 | 234.19 | 24.63 |

# 2020 Student Achievement Norms

• National Norms Update every 4 years.

| 2020 Language Usage Student Achievement Norms |        |       |        |       |        |       |
|---|--------|-------|--------|-------|--------|-------|
| Grade   | Fall   |       | Winter |       | Spring |       |
|   | Mean   | SD    | Mean   | SD    | Mean   | SD    |
| 2   | 173.98 | 16.06 | 183.83 | 15.40 | 188.40 | 15.89 |
| 3   | 187.71 | 15.33 | 195.14 | 14.64 | 198.52 | 14.65 |
| 4   | 197.33 | 15.10 | 202.87 | 14.44 | 205.00 | 14.33 |
| 5   | 204.17 | 14.55 | 208.45 | 13.98 | 210.19 | 13.90 |
| 6   | 209.43 | 14.35 | 212.81 | 13.92 | 214.19 | 13.94 |
| 7   | 212.65 | 14.72 | 216.29 | 14.39 | 216.47 | 14.42 |
| 8   | 215.54 | 14.74 | 217.73 | 14.45 | 218.74 | 14.56 |
| 9   | 216.68 | 15.52 | 218.18 | 15.30 | 219.00 | 15.51 |
| 10  | 218.82 | 15.10 | 220.19 | 15.11 | 220.86 | 15.45 |
| 11  | 220.66 | 14.94 | 221.86 | 14.98 | 222.33 | 15.53 |

| 2020 General Science Student Achievement Norms |        |       |        |       |        |       |
|--|--------|-------|--------|-------|--------|-------|
| Grade  | Fall   |       | Winter |       | Spring |       |
|  | Mean   | SD    | Mean   | SD    | Mean   | SD    |
| 2  | 177.70 | 13.43 | 184.59 | 12.35 | 187.87 | 12.46 |
| 3  | 187.84 | 12.25 | 193.29 | 11.63 | 195.88 | 11.76 |
| 4  | 194.65 | 11.68 | 199.15 | 11.50 | 201.22 | 11.75 |
| 5  | 200.23 | 11.77 | 204.90 | 11.72 | 206.17 | 12.12 |
| 6  | 203.86 | 12.04 | 207.26 | 12.02 | 208.47 | 12.41 |
| 7  | 206.56 | 12.65 | 209.50 | 12.73 | 210.61 | 13.17 |
| 8  | 209.64 | 13.25 | 212.41 | 13.17 | 213.44 | 13.64 |
| 9*   | 211.40 | 14.10 | 214.42 | 14.17 | 215.99 | 14.72 |
| 10*  | 213.24 | 14.26 | 214.95 | 14.42 | 215.29 | 15.07 |

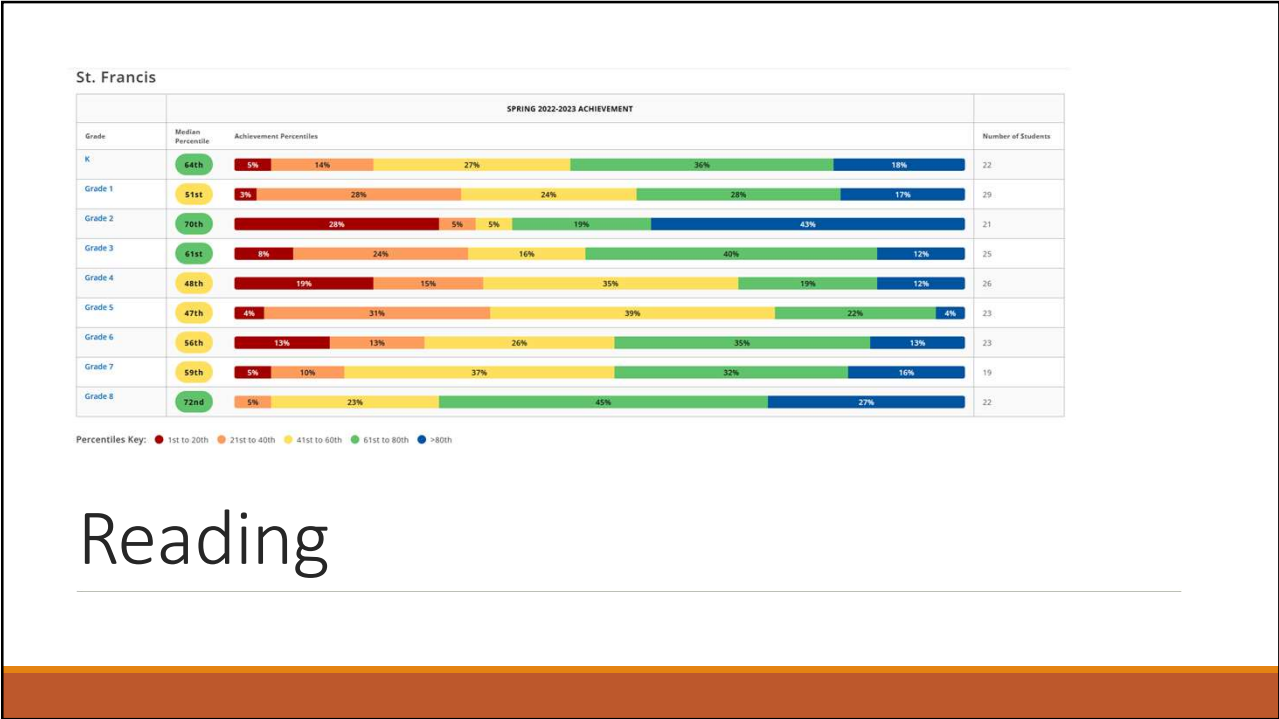
\* These science status norms describe the distributions of achievement in general science academic skills and content knowledge for the relevant student populations for these grades and are useful for screening and placement purposes. Test results should not be used to evaluate performance where science content is more specialized, such as in typically differentiated high school science courses (e.g., biology, chemistry, physics).

## St. Francis Comparison

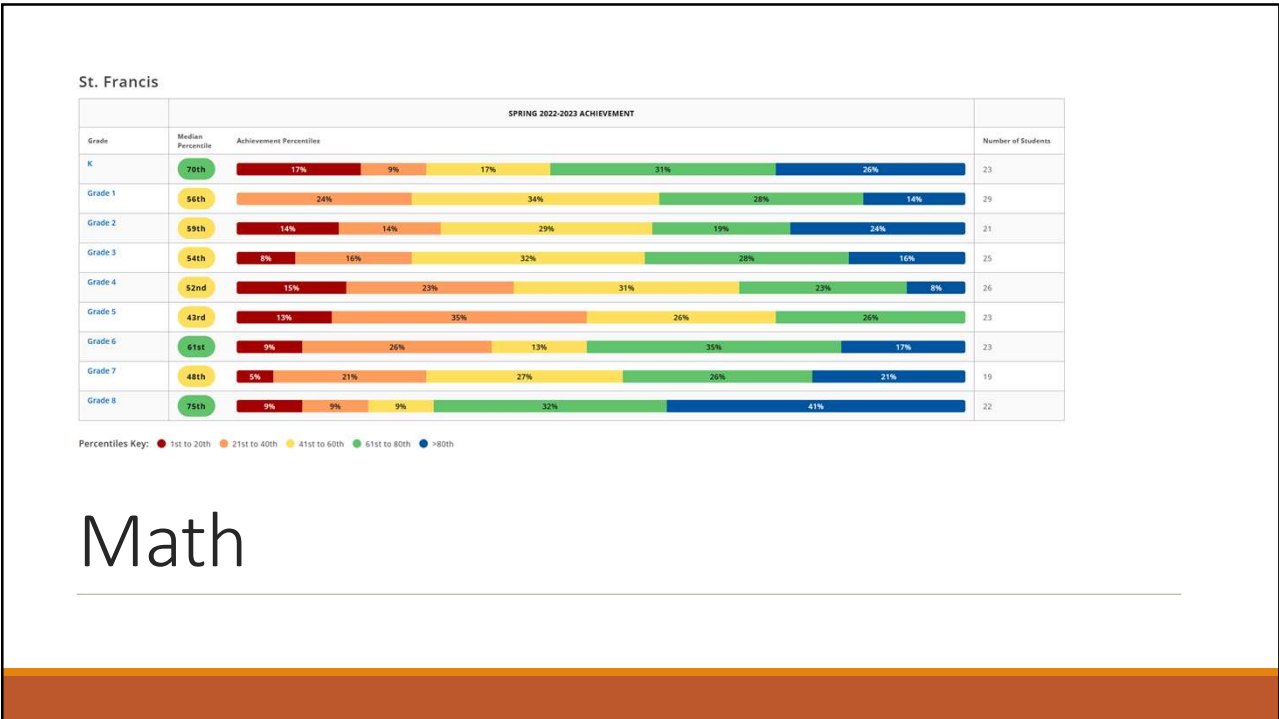
Well-constructed test score norms can inform many education-related activities. Educators find RIT Scale Norms especially useful in four key areas:

1. Individualizing instruction
2. Setting achievement goals for students or entire schools
3. Understanding achievement patterns
4. Evaluating student performance

***St. Francis's students continued to show growth and most scored above students nationally!***

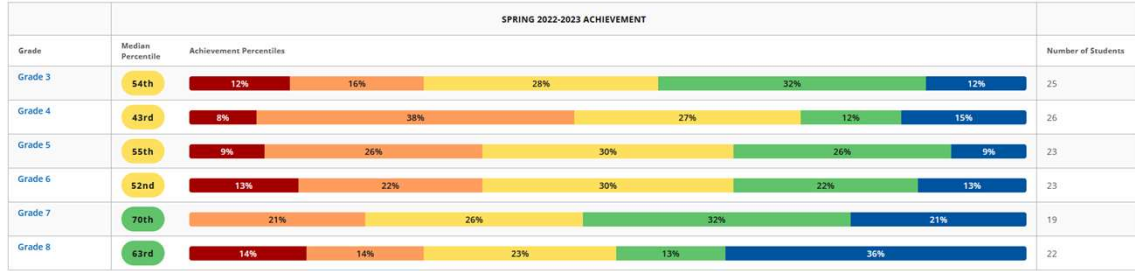


41



42

St. Francis

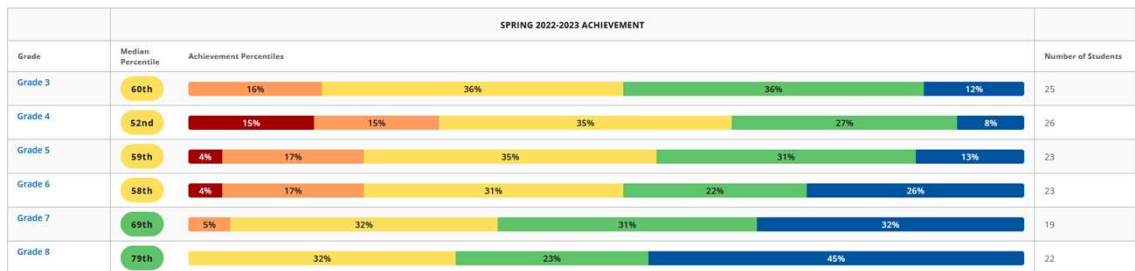


Percentiles Key: ● 1st to 20th ● 21st to 40th ● 41st to 60th ● 61st to 80th ● >80th

# Language Usage

43

St. Francis



Percentiles Key: ● 1st to 20th ● 21st to 40th ● 41st to 60th ● 61st to 80th ● >80th

# Science

44

# Extra Curricular Programs

---

2022-2023

45

---

## During School



- ❖ Student Council
- ❖ 4<sup>th</sup>-8<sup>th</sup> Band
- ❖ 4<sup>th</sup>-8<sup>th</sup> Choir
- ❖ Piano Lessons
- ❖ Band Lessons
- ❖ Danny Hauer Basketball Tournament

46



## After School

- ❖ Robotics Club
  - ❖ Spanish Club
  - ❖ Homework Time
  - ❖ Children's Choir
  - ❖ STREAM Family Nights
  - ❖ School Musical Play
  - ❖ Prairie Fire Children's Theater
  - ❖ Kaleidoscope Club (After School Care)
- ❖ *St. Francis encourages participation in middle school athletics and activities and provided transportation by shuttle bus to, Forestview Middle School.*

47

# Improvements

2022-2023  
EDUCATION AND BUILDING

48



2022-2023:  
 Director of Advancement and Admissions  
 Second 1<sup>st</sup> grade Teacher

Staffing Additions

49



**SREAM**  
 EDUCATION

Science Technology Religion Engineering Art Math

Technology

2022-2023:  
 13 Apple Trees  
 10 Raised Garden Beds

Summer 2023:  
 Greenhouse

50



## Building & Grounds

---

**2021-2022:**

Playground Landscaping

Cafeteria Tables (10)

Apple Trees (13)

**Summer 2023:**

New windows

51

## Thank You!

---

Thank you to our parents, families, and generous donors that support St. Francis of the Lakes Catholic School and Catholic Education!

52